





9010/9011 Calibration Kit for 9000(R) VAPOR-TRAK® EO Gas Alarm Monitor

Instructions for Use

The 9010/9011 Calibration Kit consists of (one each):

- Cylinder of compressed gas
- Screwdriver
- Flowmeter
- Adapter cup (Inside foam)
- Humidifier
- Outlet valve

The calibration procedure is as follows:

- Step 1.** Use the screwdriver to pry off the chrome plug from right hand side of instrument. This will allow access to the calibration adjustment screw.
If the calibration adjustment screw is silver and black: 
With the screwdriver gently turn the screw counterclockwise as far as it will go.
If the calibration adjustment screw is blue and yellow: 
With the screwdriver gently turn the screw clockwise as far as it will go.
- 2.** Unsnap one end of the humidifier assembly and moisten the packing inside with 12-15 drops of water, when finished resnap humidifier together.
- 3.** Remove the cap from the cylinder and screw on the outlet valve.
- 4.** Observe the flowmeter and open valve just enough to provide a flow of 0.5 cfh.
Note: This is only done so that calibration gas is not wasted; the gas mixture is pre-calibrated and independent of the rate of flow.
- 5.** Hold the adapter cup firmly over the gray sensor/detector (protruding through the front of the case) for one minute.
- 6.** While the gas is still flowing onto the sensor use the screwdriver on the calibration adjustment screw (see Step 1).
If the calibration adjustment screw is silver and black: 
Very Slowly turn the screwdriver clockwise until the alarm just comes on. **Calibration is now complete.**
If the calibration adjustment screw is blue and yellow: 
Very Slowly turn the screwdriver counterclockwise until the alarm just comes on. **Calibration is now complete.**

Sensor should last for many years without replacement. For sensor replacement or other electronic problems, it is recommended that the instrument be returned to the factory.

If we can be of any assistance, please call us at (800) 875-9028 or (954) 733-7499 extension 16.